


Facing Head Lice


A Guide For Families

What Are Head Lice?


Head lice are one of the most common communicable conditions. An estimated 6 to 12 million infestations occur each year in the United States, most commonly among children ages 3 to 11 years old. Live lice feed on human blood and live close to the human scalp. They are not dangerous and do not transmit disease, but they are contagious.¹



NIT



Nymph



Full Grown Louse

References

- Centers for Disease Control and Prevention (CDC). Parasites: Lice: Head Lice: Frequently Asked Questions. http://www.cdc.gov/parasites/lice/head/gen_info/faqs.html. Accessed October 12, 2012.
- Meinking T, Taplin D, Vicaria M. Infestations. In: Schachner LA, Hansen RC, eds. *Pediatric Dermatology*, 4th ed. Mosby Elsevier; 2011:1525-1583.
- CDC. Parasites: Lice: Head lice: Epidemiology and Risk Factors. <http://www.cdc.gov/parasites/lice/head/epi.html>. Accessed June 30, 2012.
- CDC. Parasites: Lice: Head lice: Treatment. <http://www.cdc.gov/parasites/lice/head/treatment.html>. Accessed October 12, 2012.
- Burkhart CG. Relationship of treatment resistant head lice to the safety and efficacy of pediculicides. *Mayo Clin Proc*. 2004;79(5):661- 666.
- Meinking TL, Serrano L, Hard B, et al. Comparative in vitro pediculicidal efficacy of treatments in a resistant head lice population on the US. *Arch Dermatol*. 2002;138(2):220-224.
- CDC. Parasites: Lice: Head lice: Treatment Frequently Asked Questions. http://www.cdc.gov/parasites/lice/head/gen_info/faqs_treat.html. Accessed October 18, 2012.

Fast Facts

- An estimated 6 to 12 million infestations occur each year among U.S. children 3 to 11 years of age¹
- Head lice often infest people with good hygiene^{2,3}
- Head lice move by crawling; they cannot jump or fly¹
- Head lice do not transmit disease, but they do spread easily¹
- It is important to talk to your school nurse, pediatrician or family physician to learn about treatment options

Head lice often infest people with good hygiene and grooming habits.^{2,3} Children in preschool or elementary school, and those who live with them, are the most commonly affected.¹

You may see different forms of head lice when checking or treating your child: eggs, baby lice and adult lice. The eggs, also called nits, are tiny, tear-drop shaped eggs that attach to the hair shaft. They are often found around the nape of the neck or the ears. Nits may appear yellowish or white, and can look similar to dandruff. Nymphs, or baby lice, are smaller and grow to adult size in one to two weeks. Adult lice are the size of a sesame seed and tan to grayish-white.¹

How Did My Child Get Head Lice?

Head lice are wingless insects and cannot jump or fly. They move by crawling, and are mostly spread by direct head-to-head contact – for example, during play at home or school, slumber parties, sports activities or camp. It is also possible, but not common, to spread head lice by contact with clothing, such as hats, scarves, coats or other personal items, such as combs, brushes or towels.¹

As you and your family deal with this uncomfortable but common issue, keep in mind that head lice infestations are not related to cleanliness and can occur in all socioeconomic groups.^{2,3}

My Child Has Head Lice. Now What?

If head lice are found in your child's hair or scalp, it's important to talk to your school nurse, pediatrician or family physician to get appropriate care. Not all people experience symptoms. Head lice can cause itching and lack of sleep (lice are more active in the dark).¹ There are a number of available treatments, including new prescription treatment options that are safe and do not require combing out nits from your child's hair. You may want to remove nits for aesthetic reasons. Other things to consider in selecting and starting treatment include:

- Follow treatment instructions. Using extra amounts or multiple applications of the same medication is not recommended, unless directed by a healthcare professional.⁴
- Resistance to some over-the-counter head lice treatments has been reported, but the prevalence of resistance is not known.^{5,6}
- There is no scientific evidence that home remedies are effective treatments.⁷
- Family bed linens and recently used clothes, hats and towels should be washed in very hot water.⁴
- Personal articles, such as combs, brushes and hair clips, should also be washed and sanitized or thrown away if they were exposed to a person with head lice.⁴

All household members and other close contacts should be checked, and those with evidence of an active infestation should also be treated at the same time.⁴

Myths & Facts About Head Lice

Myth: Only dirty people get head lice.

Fact: Personal hygiene or household or school cleanliness are not factors for infestation. In fact, head lice often infest people with good hygiene and grooming habits.^{2,3}

Myth: Head lice carry diseases.

Fact: Head lice do not spread diseases.¹

Myth: Head lice can be spread by sharing hairbrushes, hats, clothes and other personal items.

Fact: It is uncommon to spread head lice by contact with clothing or other personal items, such as combs, brushes and hair accessories that have been in contact with a person with head lice.¹

Myth: Head lice can jump or fly, and can live anywhere.

Fact: Head lice cannot jump or fly; they only move by crawling. And it's highly unlikely to find head lice living on objects like helmets or hats because they have feet that are specifically designed to grasp on to the hair shaft of humans. Additionally, a louse can only live for a few hours without feeding on a human host.¹

Myth: You can use home remedies like mayonnaise to get rid of head lice.

Fact: There is no scientific evidence that home remedies are effective treatments.⁷ You should talk to your health care provider about treatment options, including prescription products that are currently available.